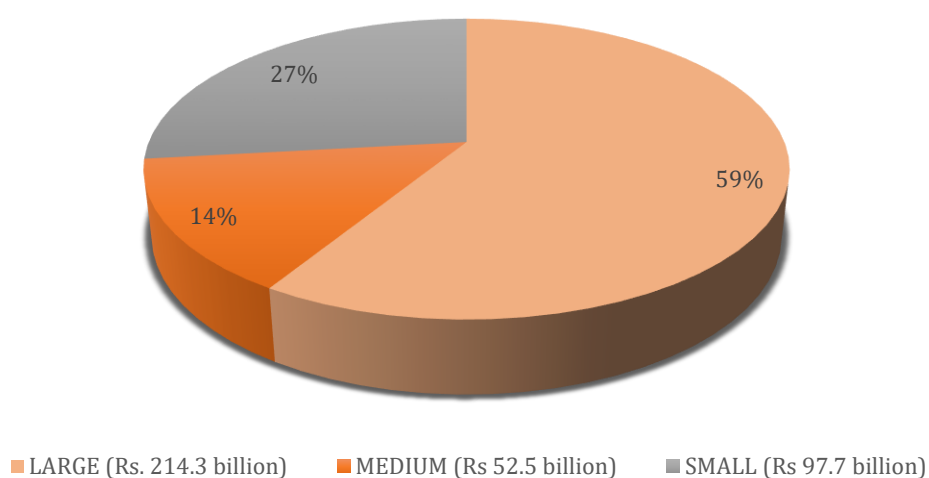


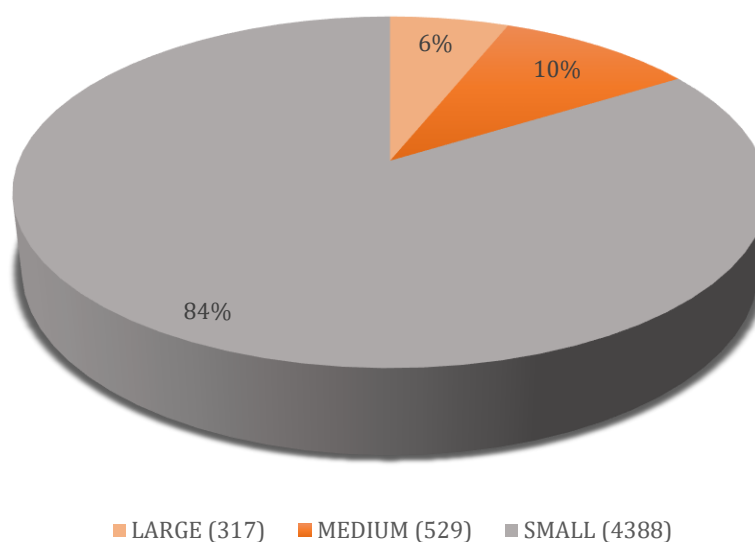
**SCALE-WISE FDI FROM OVERALL COUNTRIES
FROM BEGINNING TO TILL MID-JULY 2021**

SCALE	NO. OF PROJECTS	TOTAL PROJECT COST	TOTAL AMOUNT OF FOREIGN INVESTMENT
		<i>(Rs. in million)</i>	<i>(Rs. in million)</i>
LARGE	317	391,260.06	214,349.26
MEDIUM	529	68,673.97	52,499.49
SMALL	4,388	109,560.35	97,661.78
TOTAL	5,234	569,494.39	364,510.52

**Scalewise FDI into Nepal in terms of Investment
till-mid July 2021**



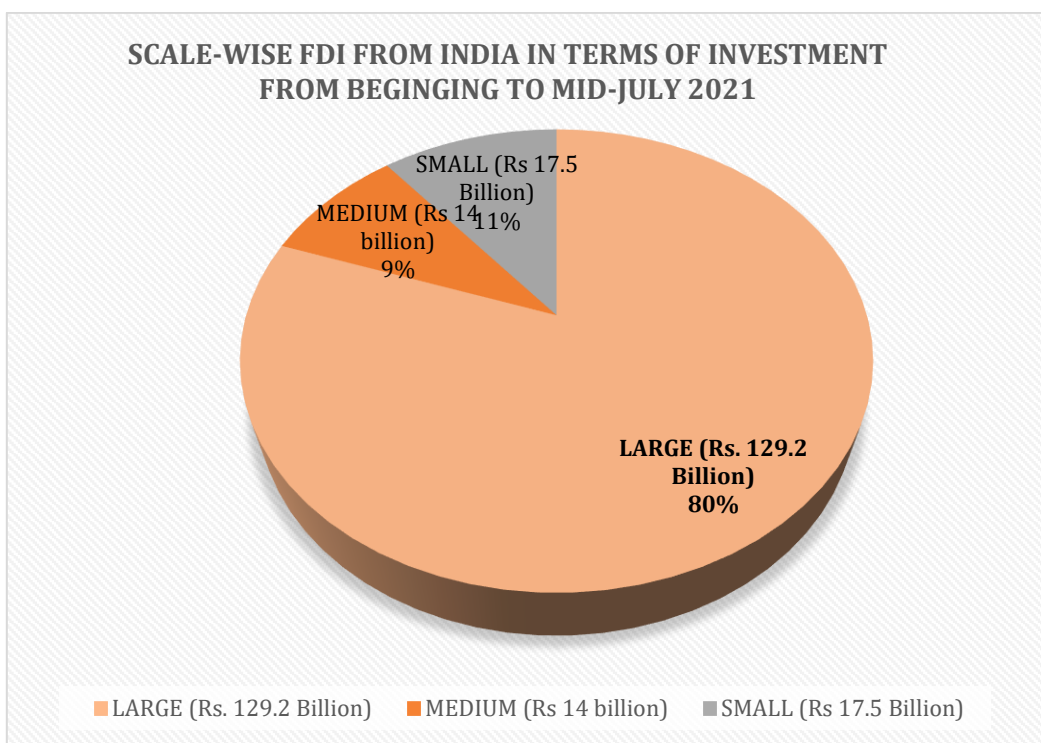
**Scalewise Total Number of Projects under FDI
till mid-July 2021**



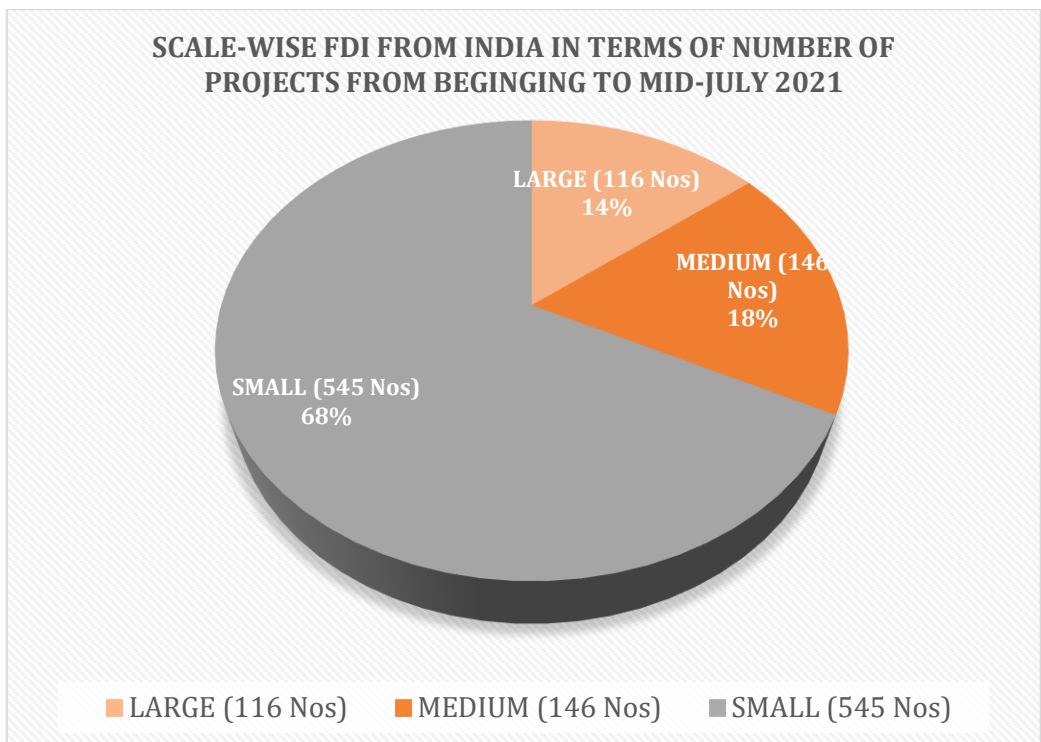
**SCALE-WISE FDI FROM INDIA
FROM BEGINNING TO TILL MID-JULY 2021**

TOTAL AMOUNT OF FOREIGN INVESTMENT	TOTAL AMOUNT OF FOREIGN INVESTMENT	TOTAL PROJECT COST (Rs. in million)	TOTAL AMOUNT OF FOREIGN INVESTMENT (Rs. in million)
LARGE	116.00	129,212.43	77,993.33
MEDIUM	146.00	14,067.47	8,339.93
SMALL	545.00	17,458.11	12,223.49
TOTAL	807.00	160,738.01	98,556.76

**SCALE-WISE FDI FROM INDIA IN TERMS OF INVESTMENT
FROM BEGINGING TO MID-JULY 2021**



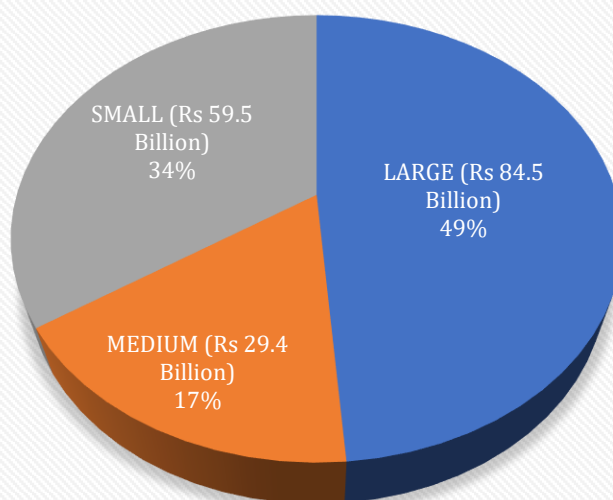
**SCALE-WISE FDI FROM INDIA IN TERMS OF NUMBER OF
PROJECTS FROM BEGINGING TO MID-JULY 2021**



SCALE-WISE FDI FROM MAINLAND CHINA FROM BEGINNING TO TILL MID-JULY 2021

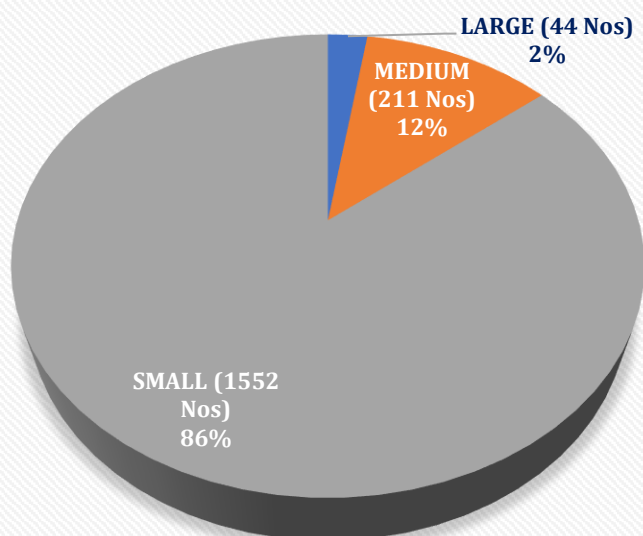
TOTAL AMOUNT OF FOREIGN INVESTMENT	TOTAL AMOUNT OF FOREIGN INVESTMENT	TOTAL PROJECT COST (Rs. in million)	TOTAL AMOUNT OF FOREIGN INVESTMENT (Rs. in million)
LARGE	44	84,464.16	56,597.78
MEDIUM	211	29,395.25	27,914.81
SMALL	1,552	59,486.91	58,665.44
TOTAL	1,807	173,346.32	143,178.02

SCALE-WISE FDI FROM MAINLAND CHINA IN TERMS OF INVESTMENT FROM BEGINGING TO MID-JULY 2021



■ LARGE (Rs 84.5 Billion) ■ MEDIUM (Rs 29.4 Billion) ■ SMALL (Rs 59.5 Billion)

SCALE-WISE FDI FROM MAINLAND CHINA IN TERMS OF NUMBER OF PROJECTS FROM BEGINGING TO MID-JULY 2021



■ LARGE (44 Nos) ■ MEDIUM (211 Nos) ■ SMALL (1552 Nos)